



POWER GENERATION
FOR GENERATIONS



USE YOUR SOLAR POWER HARVEST SMARTLY.

Get Utility-Ready Inverters
with 99% Efficiency.

BENEFIT MORE FROM YOUR SOLAR PANELS WITH AN INTELLIGENT INVERTER.

Inverter is a critical technology for any solar power plant. It is the heart and brain of the system and not a mere current converter. Novergy inverters do more than converting DC output to the required AC utility voltage & frequency.

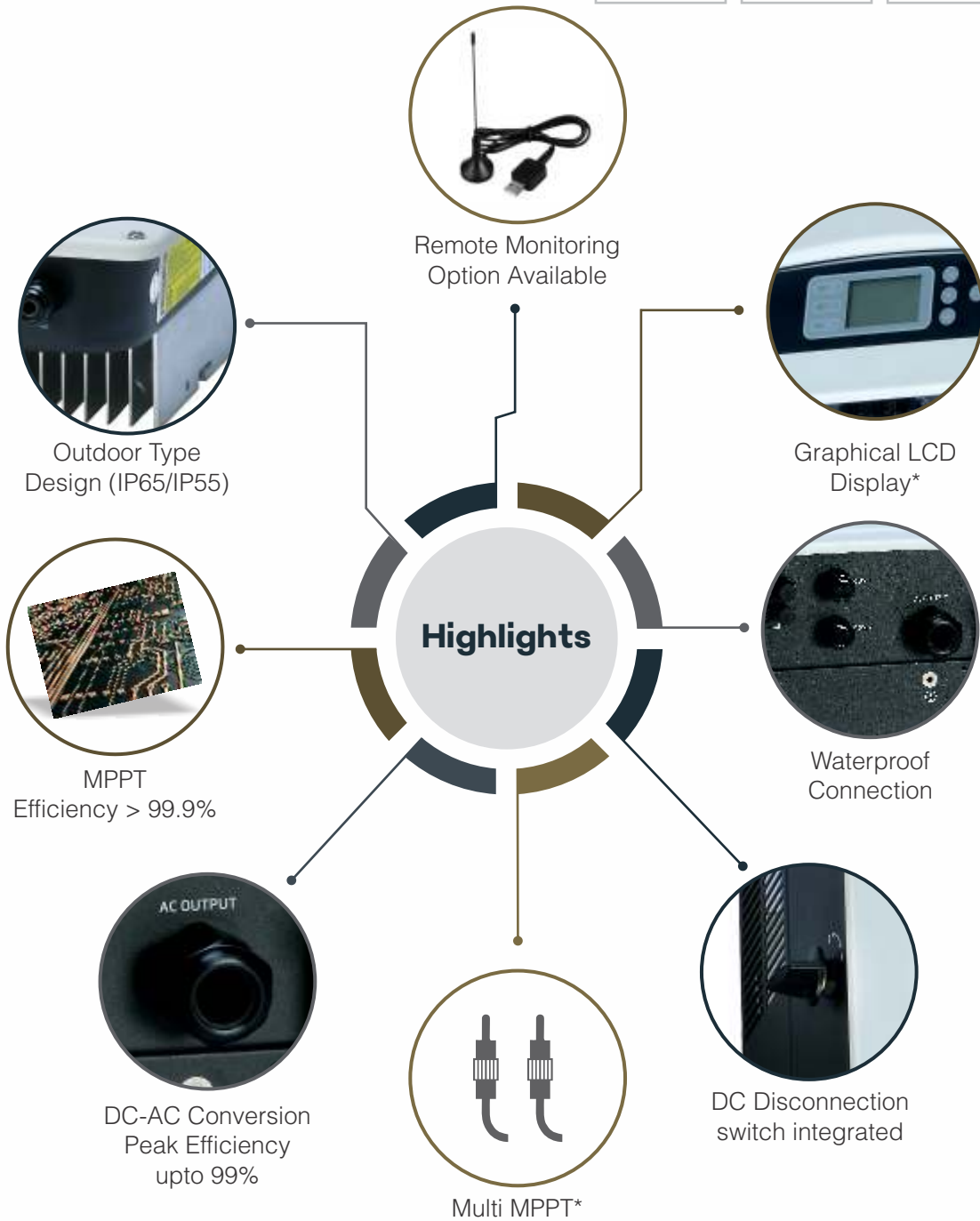
COMES WITH

5 YEARS WARRANTY

25 YEARS DESIGN LIFE



Our products are proven and meet global / IEC / MNRE standards.



INDUSTRIES SERVED



Engineering



FMCG



Oil & Gas



Textile/Garment



Poultry Farms



Hospital



Chemicals



Food Processing



Educational Institutes



Automotive



Cement



Industrial plastics

*On select models only.

IGPB SERIES
3 PHASE

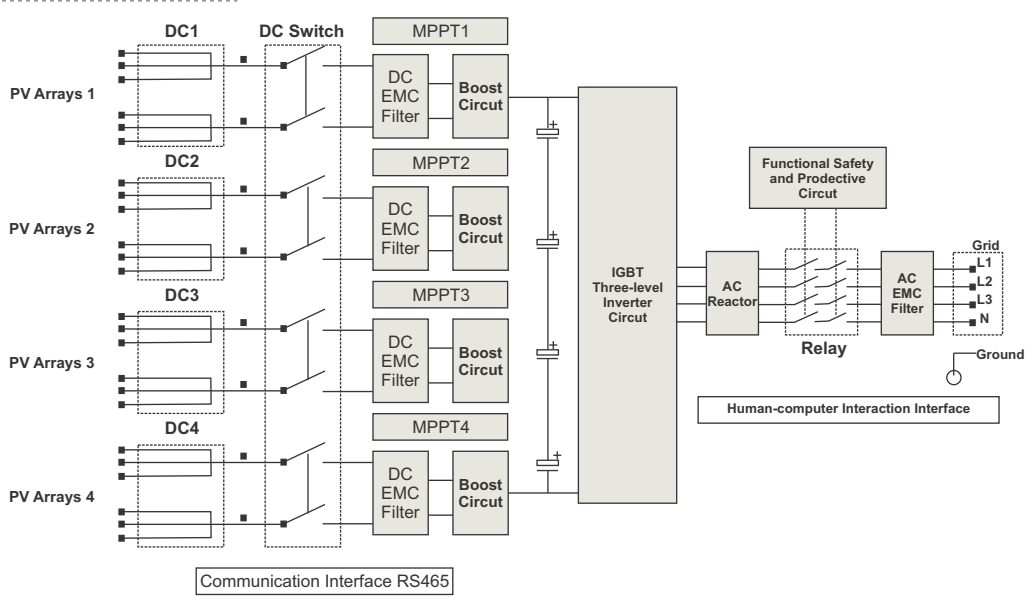
6kw - 67kw



We are an expert's choice with Efficiency upto 99%

- MPPT efficiency > 99.9%
- Multi MPP Tracker ensures better energy harvest
- Communication interfaces integrated
- Option of online web-based monitoring
- Wide DC input voltage range
- Highly safe with complete protective functions
- Certified to IEC standards
- Water-proof direct plug-in terminals
- Weather-proof design for outdoor installation
- Compact design with high quality housing

BLOCK DIAGRAM



*For select models.

IGPB SERIES - 3 PHASE | TECHNICAL SPECIFICATION

MODELS	IGPB-6kw	IGPB-11kw	IGPB-17kw	IGPB-22kw	IGPB-34kw	IGPB-56kw	IGPB-67kw
INPUT SIDE DATA							
Max. PV input power (W)	7200	12000	18000	24000	40000	60000	72000
Max. PV input voltage (V)	1000					1100	
Startup voltage (V)	250	250	250	250	250	250	250
Nominal input voltage (V)	640	640	640	640	640	620	620
MPP voltage range (V)	200 - 900	200-950	270-950	270-950	270-950	300-950	300-950
No. of MPPTs	2	2	2	2	2	4	4
Max. Number of PV strings per MPPT	1	2/1	3	2	4	3	3
Max. PV input current (A)	22	26	44	44	68	114	114
Current Per MPPT channel (A)	(11 / 11)	(15/11)	(22/22)	(22/22)	(34/34)	28.5/ 28.5/ 28.5/ 28.5	
OUTPUT SIDE DATA							
Nominal AC output power (W)	6000	10000	15000	20000	33000	50000	60000
Max. AC output current (A)	9.2	15.1	24	30	48	83	100
Nominal AC voltage	3/N/PE,230/400 Vac						
AC voltage range (L-T)	300-480VAC						
Nominal grid frequency	50/60 Hz						
Grid frequency range	47-53Hz/57-63 Hz						
THD	< 3% (nominal power)						
DC current injection	< 0.5% In						
Power factor	> 0.99@ default value at nominal power						
PROTECTION							
Protections	Anti-islanding/DC reverse connection/AC short circuit/Leakage current/ Over voltage						
PV Fuse on Solar DC inputs	Not included		Not included		Included		Not included
DC switch	Yes						
Overvoltage protection	Type II surge arrester						
SYSTEM DATA							
Max. Efficiency (%)	98	98.1	98.3	98.3	98.5	98.9	99.0
Max. European efficiency (%)	97.5	97.6	97.9	97.9	98.2	98.4	98.5
Isolation method	Transformerless						
Ingress protection rating	IP65 (Fan IP55)						
Night power consumption	< 1W						
Operating ambient temperature range	-25 to +60°C						
Allowable relative humidity range	0-95% no condensing						
Cooling method	Convection	Smart forced air cooling					
Max. operating altitude	2000m		4000m (>2000m derating)				
Display	Graphical LCD					Alphanumeric LCD	
Communication	RS485 (RJ45 connector)						
DC connection type	SUNCLIX/MC4						
AC connection type	Modular connector / Clamping yoke connector / Screw clamp terminal						
MECHANICAL DATA							
Dimensions (W*H*D) (mm)	405x498x222	405x498x255	500x758x175		510x710x260	630x700x357	630x700x357
Mounting method	Wall bracket						
Weight (Kg)	20	25	48	48	58	63	65

*Specifications are subject to change without prior notice

HIGH POWER (3 PHASE)

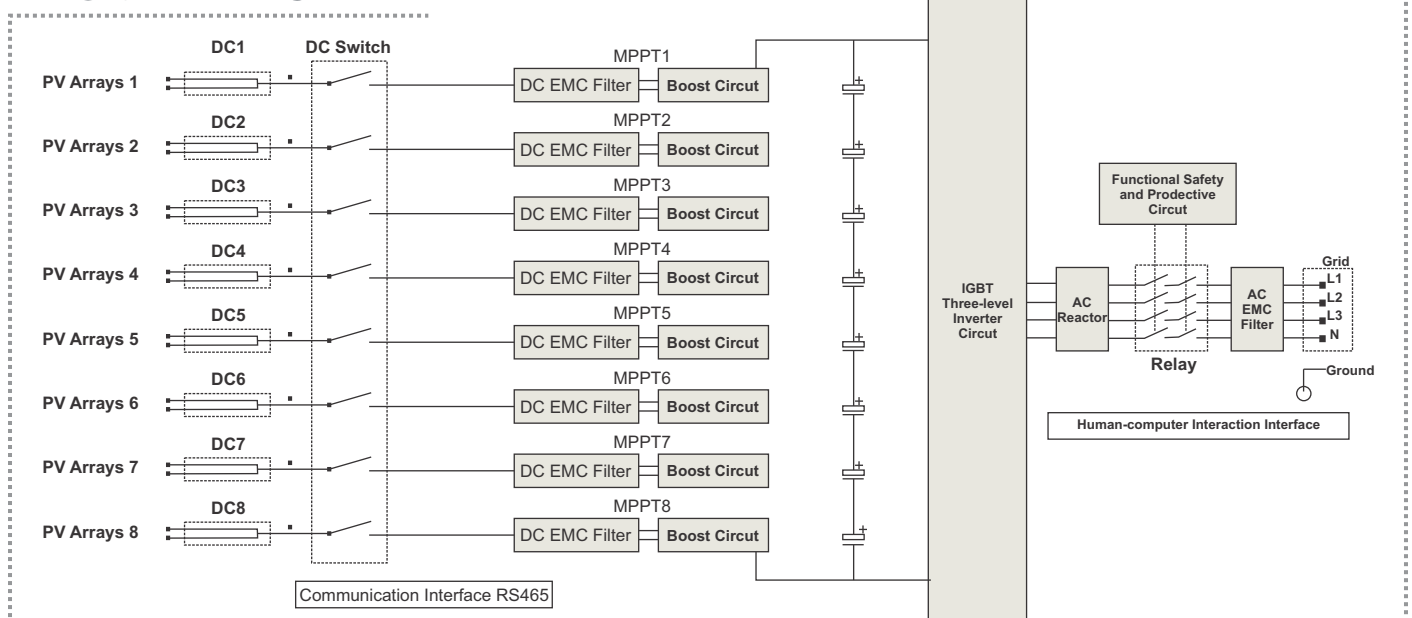
100kw - 250kw



We are an expert's choice with Efficiency upto 99%

- Supports 1.5x DC overloading capability.
- Upto 9 individual MPPT, ensures better solar energy harvest.
- Efficient logic algorithm, over 99% max. Efficiency
- String monitoring, integrated shorter O&M time.
- Remote & local intelligent IV Scan function
- Leakage current repression technology
- Option of online web-based monitoring.
- Volt-watt work mode (optional)
- DC input reverse alarm
- Anti-PID function (optional)
- Reactive power compensation function (optional)
- IP6 x rating (suitable for outdoor installation)
- Highly safe with complete protective functions.

BLOCK DIAGRAM*



*For select models.

IGPB HIGH POWER SERIES - 3 PHASE | TECHNICAL SPECIFICATION

MODELS	100kw (LV)	125kw (HV)	125kw (EHV)	250kw (EHV)
INPUT DC				
Recommended Max. DC Input Power (kW)	112	126	187.5kW	300kW
Max. DC input voltage (V)	1100		1500V	
Nominal DC voltage (V)	600	720	950V	1080V
Start-up voltage (V)	200		900V	620V
MPPT voltage range (V)	180-1000		850-1450V	600-1500V
Full load MPPT voltage range (V)	505-850		850-1450V	850-1450V
Max. input current (A) per MPPT	26A		150A	26A
Max. Short Circuit current per MPPT	40A		300A	40A
MPPT number	8	9	1	14
Max input strings number per MPPT	2	2	20	2
OUTPUT AC				
Rated output power	80kW	100kW	125kW	230kW
Max. apparent output power	88kVA	110kVA	125kVA	253kVA
Max. output power	88kW	110kW	125kW	253kW
Rated grid voltage	3/N/PE, 230/400V	3/PE, 480V	3/PE, 600V	3/PE, 800V
Rated grid frequency	50Hz/60Hz		50 / 60 Hz	50Hz
AC output frequency range	45-55Hz/55-60Hz			45-55Hz
Rated grid current	115.5A	120.3A	120 A	166.0A
Max. output current	133.7A	132.3A	120 A	182.6A
Power Factor (at rated output power)	>0.99 (Adjustable from 0.8 leading to 0.8 lagging)			
THDi (at rated output power)	<3%			
DC injection current	0.5%In			
Efficiency				
Max. efficiency (DC-AC)	99.00%	99.00%	99.1%	99.0%
Eu efficiency (DC-AC)	98.40%	98.40%	98.6%	98.5%
MPPT efficiency	99.5%			
PROTECTION				
Anti-islanding protection	Yes			
DC reverse-polarity protection	Yes			
Insulation resistance monitoring	Yes			
Residual current detection	Yes			
DC surge protection	Type II / Type I + II			
AC surge protection	Type II			
Grid monitoring	Yes			
Strings monitoring	Yes			
I/V Curve scanning	Yes			
Anti-PID Function	Yes		Optional	
DC arc-fault circuit protection	Yes		Optional	
Integrated DC switch	Yes			
General Data				
DC connection	MC4			
AC connection	OT Terminal connectors		OT Terminal connectors (Max. 185 mm)	
Display	LCD, 2 x 20 Z.			
Communication	RS485 (Standard) PLC (optional)			
Topology	Transformerless			
Self consumption (night)	< 2w			
Operating ambient temperature range	-25-+60°C			
Relative humidity	0-100%			
Ingress protection	IP65		NEMA5x / IP65	IP65
Noise emission (typical)	55dB (A)			
Cooling concept	Intelligent redundant fan-cooling			
Max. operation altitude	4000 m			
Weight (kg)	< 84kg			100kg
Dimensions (W*H*D) mm	1050*567*286.5		1176*713.5*315	1120*686*375

*Specifications are subject to change without prior notice

IGPB SERIES SINGLE PHASE

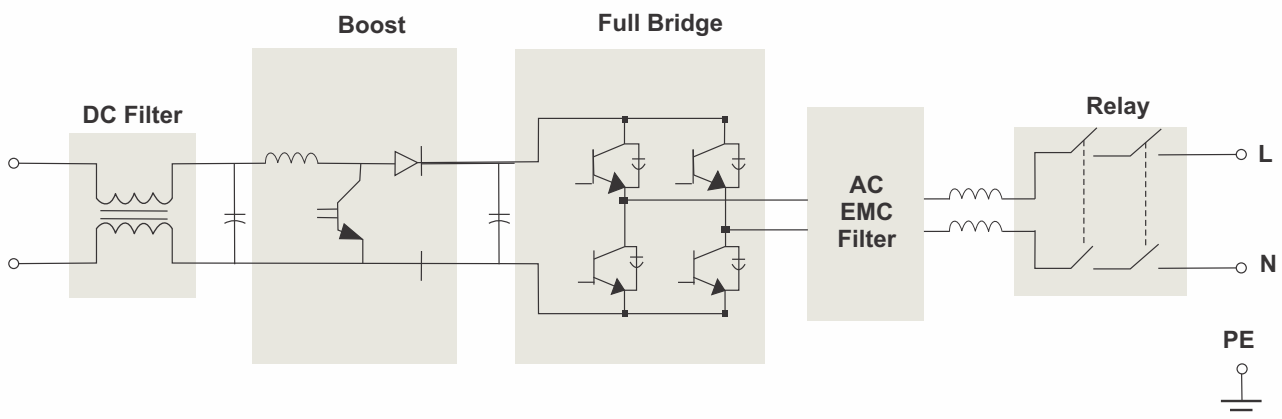
1kw - 5kw



Superior Efficiency upto 97.6%

- Weather-proof design (IP65 / IP54) for outdoor installation
- MPPT efficiency > 99.9%
- LCD display panel
- Option of online web-based monitoring
- Highly reliable with complete protective functions
- Wide DC input voltage range
- Water-proof direct plug-in terminals
- Compact design with high quality housing

BLOCK DIAGRAM



IGPB SERIES - SINGLE PHASE | TECHNICAL SPECIFICATION

MODELS	IGPB-1kw	IGPB-2kw	IGPB-3kw	IGPB-4kw	IGPB-5kw
INPUT SIDE DATA					
Max. PV input power (W)	1200	2400	3600	4800	6000
Max. DC voltage (V)	500	500	600	600	600
MPP Voltage Range (VDC)	90-450	90-450	90-520	150-520	150-520
Min Startup voltage	90	90	90	150	150
Max. Input Current (Amps)	11	11	11	15	15
No. of MPPT	1	1	1	2	2
Max. Number of PV strings per MPPT	1	1	1	1	1
AC SIDE DATA					
Rated Output Data (W)	1000	2000	3000	4000	5000
Rated Grid Voltage (VAC)	220 / 230 / 240				
Grid Voltage Range (VAC)	180 - 270				
Rated AC Current (Amp)	5.5	10	15	18	25
Rated Grid Frequency (Hz)	50 / 60				
Grid Frequency Range (Hz)	47 - 53 / 57 - 63				
Output Current THD	< 3% (at nominal power)				
Power Factor	> 0.99 (at nominal power)				
SYSTEM					
Max. Efficiency	97%	97.3%	97.5%	97.5%	97.6%
Euro. Efficiency	96.3%	96.7%	97%	97.5%	97.1%
Protection Degree	IP65 (Outdoor)				
Night Power Consumption	< 1 W				
Operating Temperature	-25 to +60 Deg. C				
Cooling Method	Convection				
Relative Humidity	0 - 95%, non condensing				
Max. Working Altitude	4000 mtr				
DC connection type	SUNCLIX/MC4				
AC connection type	Screw damp/plug-in				
DISPLAY AND COMMUNICATIONS					
Display	LCD (16 x 2 characters)				
Standard Comm. Interfaces	RS485 / USB				
Optional Comm. Interfaces	Ethernet				
MECHANICAL					
Dimensions (W x H x D) mm	346 x 346 x 132	346 x 346 x 132	346 x 346 x 146	405 x 480 x 200	405 x 480 x 200
Net Weight (kg)	6.5	6.5	6.8	19.5	19.5

*Specifications are subject to change without prior notice

**Our Inverters are performing seamlessly
across countries since 2008.**



Get Better Energy Output from Solar.
Contact a Novergy Expert Today!

Write to enquiry@novergy.net | Visit us at www.novergysolar.com